

# 課本第63和64頁

- 1.請先聽生活用語句型 CD第29首2次
- 2.自己朗讀生活用語句型 3次,並聯想在生活情境中何時可運用
- 3.請先聽英語歌曲CD第30~31首2次
- 4.請練唱英語歌曲2次

@聽力部分也可掃描老師貼在課本後面之QR code做練習

The image shows a digital textbook interface with two pages. The left page is titled "Daily English" and "Lesson 63". It features two illustrations: the top one shows a woman saying "Wait a minute." to a man, and the bottom one shows a woman saying "Oops! Sorry." to a man who replies "Don't worry." The right page is titled "Music Box" and "Lesson 64". It features a large tree illustration with the text "Animals" and two songs: "Monkeys, monkeys. They are cute. I like monkeys. How about you? Yes, I do. Yes, I do." and "Tigers, tigers. They are cool. Do you like tigers? No, I don't. No, I don't. I don't like tigers." The interface includes a top navigation bar with "Daily English" and "Music Box" sections, and a bottom toolbar with various icons for navigation and settings.

# 課本第57和58頁

1. 請先聽故事 CD第25~26首2次
2. 自己練習朗讀故事

Story Time 2 25-26 課文播放 課文跟讀 課文動畫 閱讀理解

變速超人

1 Do you like bears, Tina?

2 No, I don't. I like monkeys.

3 I'm a monkey.

4 Look! Elephants!

5 Wait a minute.

6 Do you like elephants?

7 Yes, I do.

8 Watch out!

9 Don't worry.

Lesson 4 57

\*like 喜→歡

Lesson 4 58

課本 習作 數位資源 周邊資源 影音頻道 雙頁

# 課本第59和60頁

1. 請先聽故事 CD第25~26首2次
2. 自己練習朗讀故事

網頁連結

10 I like pandas.

11 Me, too.

12 Nice hat!

\*nice 不「錯」的。

Lesson 4 59

15 Wow! Big cats!

16 No, they are tigers.

17 Toby.

18 roar 吼叫聲 (尤指老虎)

19 Ahh!!!

60 Lesson 4

課本  
習作  
數位資源  
周邊資源  
影音頻道  
雙頁



# 課本第65頁A

1. 請先聽CD第32首3次
2. 自己拚讀短母音與長母音3次

u

u\_e

cub

cube

cut

cute

tub

tube

1

2

3

4

課本

習作

數位資源

周邊資源

影音頻道

雙頁

Read Aloud

Where It's in Where It's on

Preference 工具箱 課堂管理 語音設置 圖片庫 縮印放大 100% 四角放大 上一頁 輸入頁碼 65-65 下一頁 全部清除 橡皮擦 畫筆 選取 百萬大書堂 數位黑板 遙控高手 自來 最小化 關閉

# 課本第65頁B

1. 請聽CD第33首3次
2. 自己朗讀Rap 3次






The interface displays two items: a pink bathtub and a green tube of toothpaste. Below them, the words 'tub' and 'tube' are written in blue and pink respectively. A 'Fun Rap' section shows a progress bar at 2/33 and a play button. Below the rap, the words 'tub' and 'tube' are repeated in a sequence: tub, tub, tube, tube, tub, tub, tube. The letters 'u' and 'u\_e' are highlighted in blue and pink boxes to show the phonics. A sidebar on the right contains navigation options: 課本, 習作, 數位資源, 周邊資源, 影音頻道, 雙頁. A bottom toolbar includes icons for settings, tools, lesson management, language settings, image gallery, zoom in, zoom out, page navigation, input method, full screen, eraser, drawing, selection, awards, digital blackboard, remote control, index, minimize, and close.









課本  
習作  
數位資源  
周邊資源  
影音頻道  
雙頁





4 65

# 課本第66頁C

1. 請先聽和圈選CD第34首1次，  
並寫下聽到的單字

 **C Listen, Circle, and Copy**     **聽力腳本**

 <b>1</b> 	tun	tune	..... ----- .....
 <b>2</b> 	cut	cute	..... ----- .....
 <b>3</b> 	dun	dune	..... ----- .....
 <b>4</b> 	tub	tube	..... ----- .....

**D Read Aloud**     **Kara**

課本

習作

數位資源

周邊資源

影音頻道

雙頁

# 課本第66頁D

1. 請先聽CD第35首4次
2. 自己練習朗讀 3次

**D Read Aloud** 2 35 Kara

Where is the cub?  
It's in the tub.  
Where is the tube?  
It's on the cube.

課本  
習作  
數位資源  
周邊資源  
影音頻道  
雙頁

Preference 工具箱 課堂管理 語音設置 圖片庫 局部放大 100% 四角放大 上一頁 輸入再讀 65-66 下一頁 全部清除 橡皮擦 畫筆 選取 百萬大筆 數位黑板 遙控高手 目錄 最小化 關閉

# 書寫作業

- 練習書寫英語習作第31頁單字與第32頁句子
- 復課時統一交回
- 如5/17(一)請假沒拿到習作者,開課後補寫