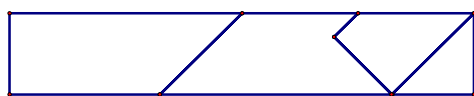


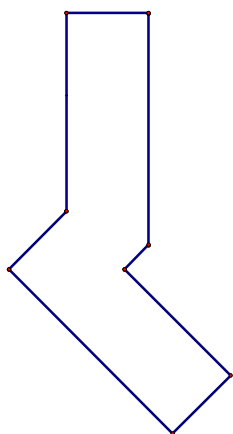
【四巧板】

日本將七巧板簡化成四巧板，圖形較為簡單，然而同樣可以鍛鍊我們空間的想像能力，分析觀察能力和思考判斷能力。以此作為七巧板的『熱身』最適合不過了。

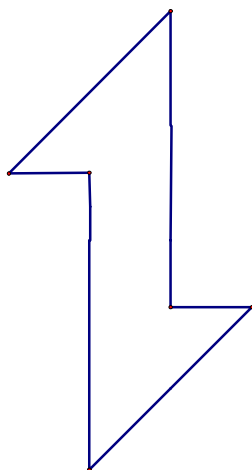


(請自行複製剪下)

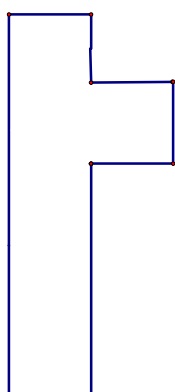
1. 三節棍



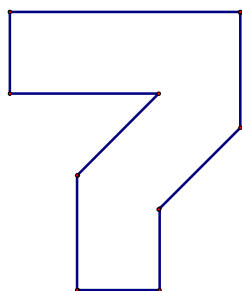
2. 飛去來器




3. 卜字



4. 7字



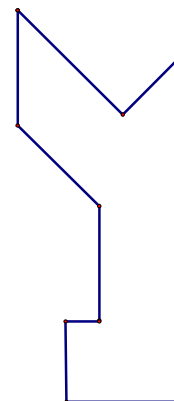
5. 鴨子



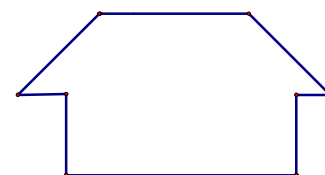
6. 庭石



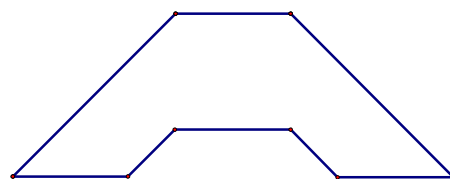
7. 訂書機



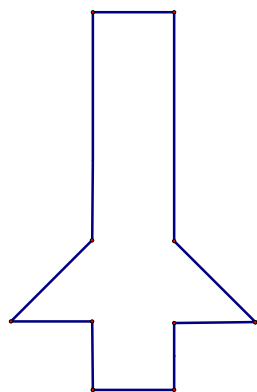
8. 房子



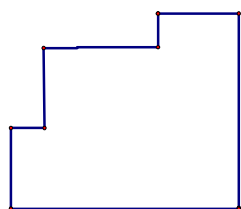
9. 富士山



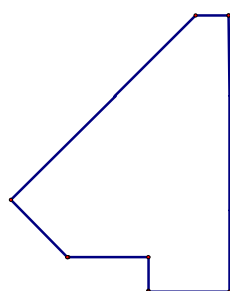
10. 火箭



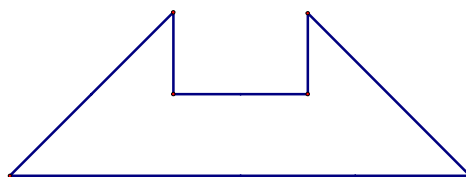
11. 台階



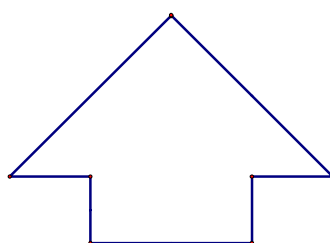
12. 狗頭



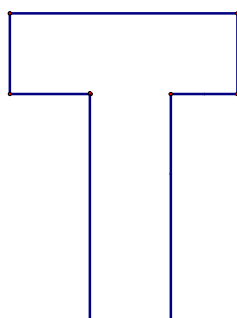
13. 火山



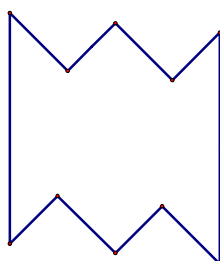
14. 箭頭



15. T 形板



16. 手風琴

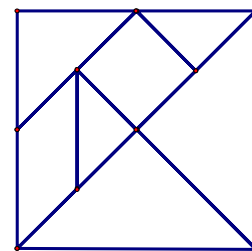


以上 16 個圖形，你花了多少時間？
試試看，是否還能做出其他圖形？

【七巧板】

七巧板源於中國而風靡全世界，在歐美和日本甚至有多種變體出現，如四巧板。

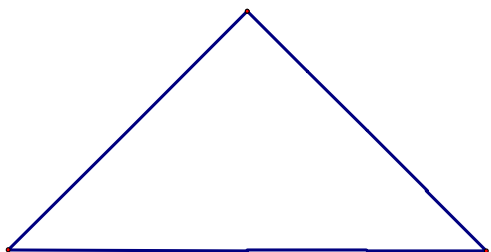
(右圖請自行複製剪下使用)




用一組七巧板可以拼出

13 種凸多邊形：1 個三角形，6 個四邊形，
1 個五邊形、5 個六邊形。試試看，你能
找到幾個。

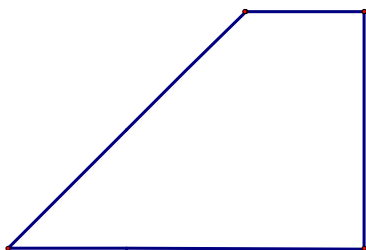
<<三角形>>



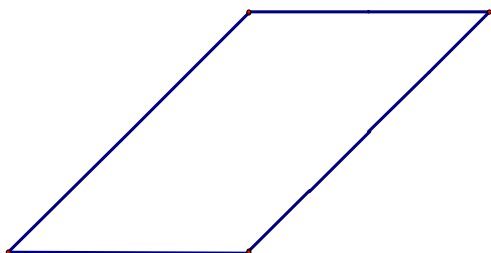
<<四邊形之一>>



<<四邊形之二>>



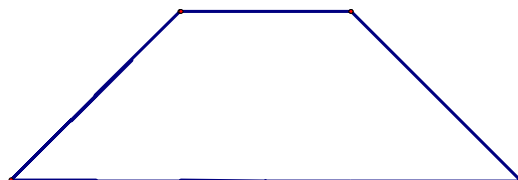
<<四邊形之三>>



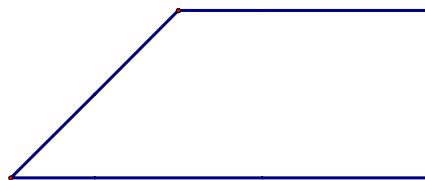
<<四邊形之四>>



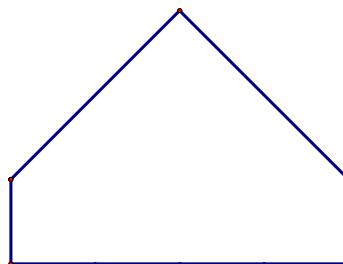
<<四邊形之五>>



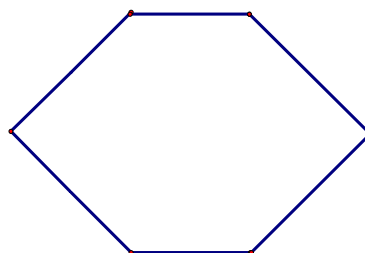
<<四邊形之六>>



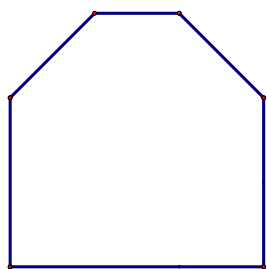
<<五邊形>>



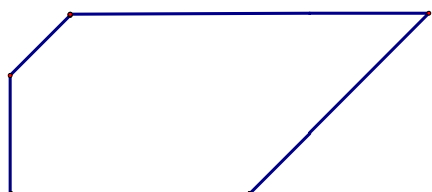
<<六邊形之一>>



<<六邊形之二>>



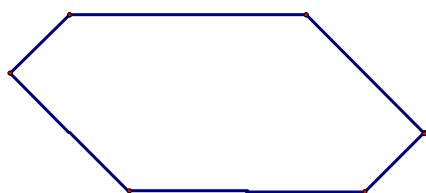
<<六邊形之三>>



<<六邊形之四>>

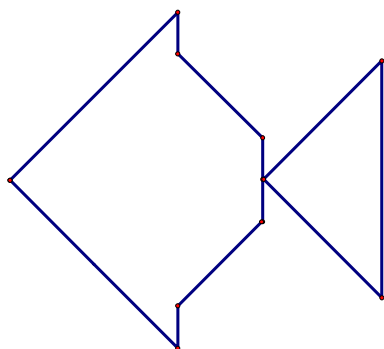


<<六邊形之五>>

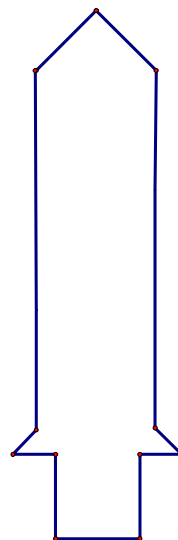


試完基本圖形，現在來點有趣的圖形吧！

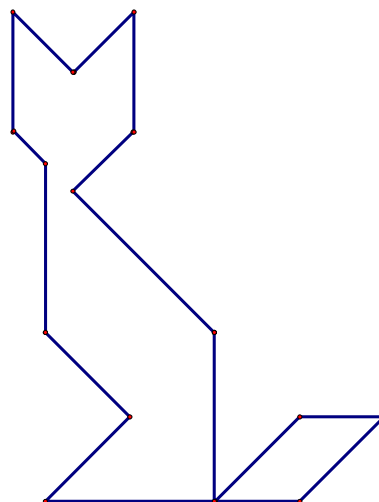
1. 金魚



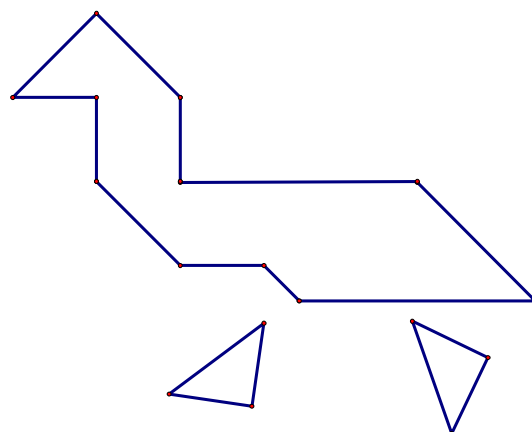
2. 寶劍




3. 小貓



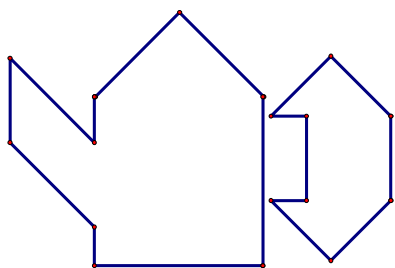
4. 駝鳥



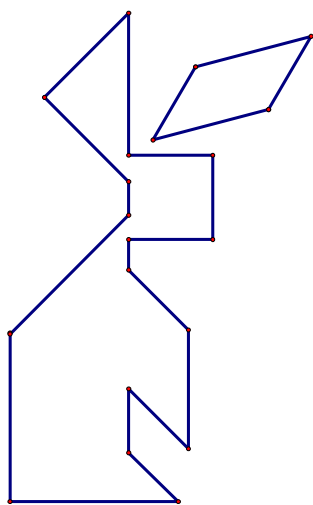
5. 小狗



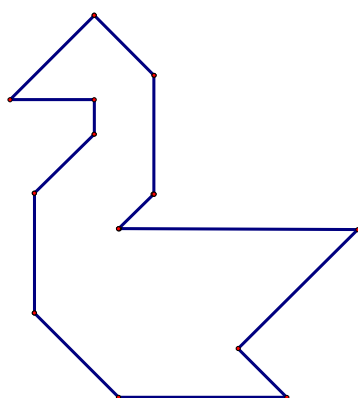
6. 茶壺



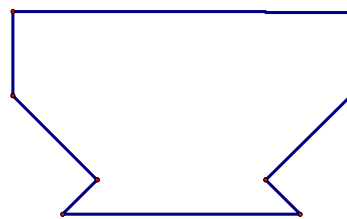
7. 兔子



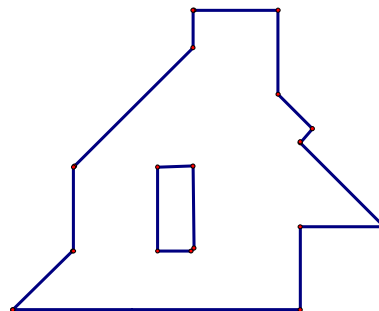
8. 天鵝



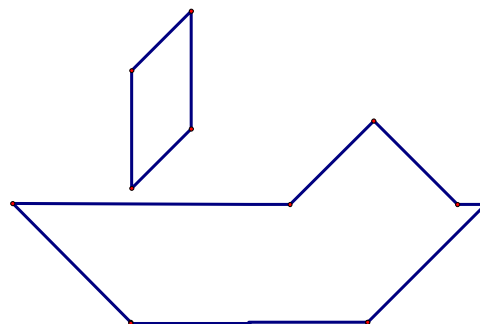
9. 獎盃



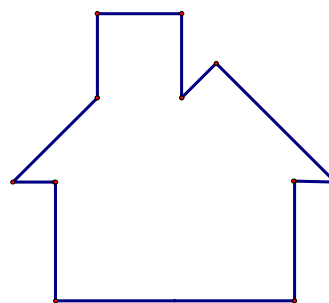
10. 別墅



11. 小船



12. 小屋



13. 梳子

